

5^{ème}	<p style="text-align: center;">ANGLAIS Social Networks</p>	Continuité pédagogique Septembre S3 – S4
<p>Objectif : comprendre un questionnaire, décrire une image, rédiger un court texte Thème : l'addiction aux réseaux sociaux Grammaire should/shouldn't, Must/mustn't, Be + vb-ing Lexique la technologie</p>		

THINK BEFORE YOU POST

I. Are you addicted ?

ONLINE SURVEY

How often do you go online, use email or instant messaging?

☐ Always -
Everyday
☐ Regularly - A couple
of times a week
☐ Sometimes -
About once a week
☐ Often

What do you use it for?

☐ To check
my e-mails
☐ To go on social
media
☐ To learn
new things
☐ To watch videos
or listen to music

Where do you go online from? Do you ever go online...

☐ At home
☐ At school
☐ At a library
☐ At a friend's house

How old were you when you FIRST started using the Internet?

☐ Eight or younger
☐ Nine
☐ Ten
☐ Eleven or older

If you could no longer go online, how much would you miss it?


☐ A lot
☐ A little
☐ Not much
☐ Not at all

1. Look at the document.

- a) Circle a synonym of : questionnaire.
- b) The questions are about ☐ habits. ☐ classes.

2. Now, take the survey. (tick ☒ the answers that correspond to you in the survey). You can use a dictionary.

II. Jamala is always on Snapchat !



A. OBSERVE

1. Look at the picture. Jamala is a teenage girl. Who is the woman behind her?
2. Look at the woman's face? How does she look?

- ☐ happy ☐ angry ☐ sad
☐ worried

WORD BOX

- a **user**
- a **mobile device**



a **smartphone**



a **tablet**

a **screen**

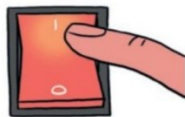


a **computer**

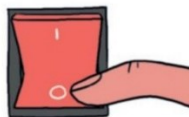


a game **console**

- a pic = a **picture** = a **photo**
- a **social network**



switch on



switch off

- use
- check
- film
- chat
- keep in **contact** = keep in touch
- take **pictures**
- share **pictures**
- send a text **message**
- surf the Net

B. DESCRIBE

1. Label the picture describing each situation using the present BE + V-ing with the verbs below.

Look at

use

hold

complain

a) Jamala is

.....

b) She is

.....

c) She is also

.....

d) Her mother is

.....

Use the word box to help you.

2. Imagine three reasons why Jamala's mother is furious. Make sentences.

III. Surf safe !

Did you know ?

Safer Internet Day organised by Insafe each year to promote safer and more responsible use of online technology and mobile phones, especially among children and young people. What type of information do you put online?

1. Read the text.
2. Safer Internet Day is organised by WWF each year.
☐ true. ☐ false.
3. The objective is to promote online technology and mobile phones. ☐ true. ☐ false.
4. Safer Internet Day is organised to help children to use their mobile phones responsibly.
☐ true. ☐ false.

Read these questions.



1. Find the opposite of these words in the document.

False ≠

Dangerous ≠

Good ≠

Mean ≠

Public ≠

2. Now, tick the questions you ask yourself BEFORE posting something on a social network.

IV. Writing skills



Ton ami(e) manque de sagesse sur les réseaux sociaux. Donne-lui des conseils (Should/Shouldn't)
Dis-lui aussi ce qu'il/elle doit et ne doit pas faire. (Must/Mustn't)

Using all the vocabulary to help you, tell your friend what he/she **should do** and what he/she **shouldn't do** when he/she posts something on Facebook or snapchat. Tell him/her what he/she **must** or **mustn't** do.

Example: You **shouldn't** post hurtful comments on Facebook. You **must** respect people.